

Product Tour

ERP for Process Manufacturing Company

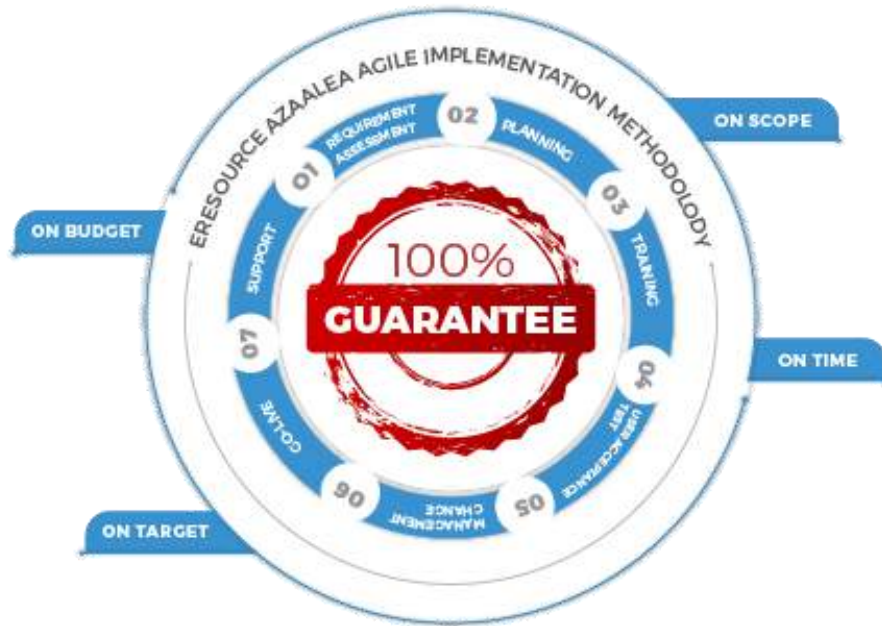
Powered By Azaalea Framework



eresource[®]

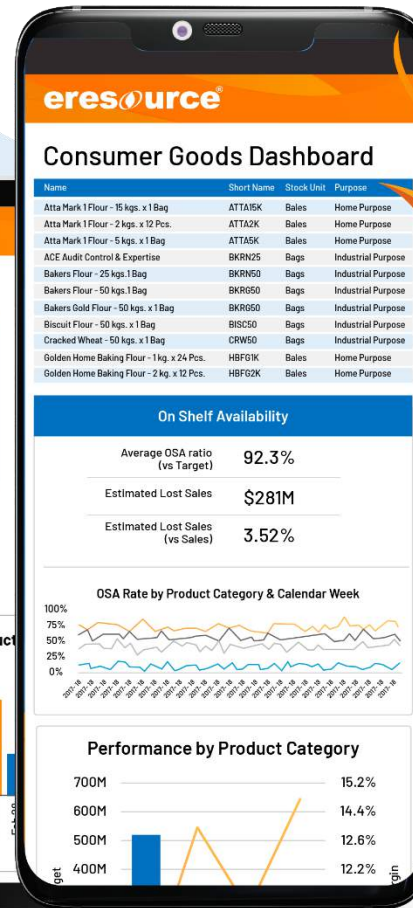
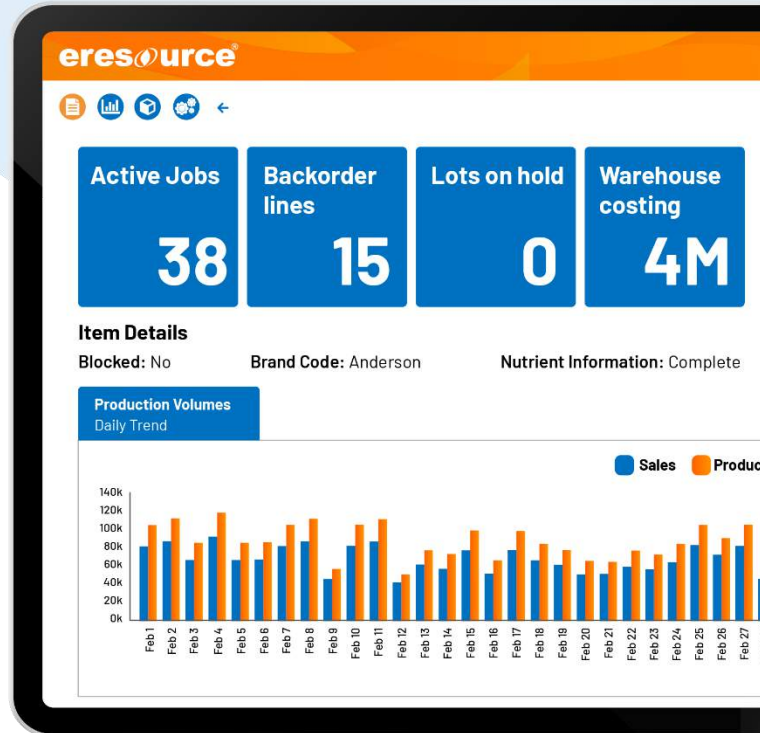
Agility | Mobility | Flexibility

www.eresourceerp.com



Our **On-time Implementation Program** makes eresource the most sought-after ERP solution worldwide.

WEB and MOBILE ERP



Batch Manufacturing Practice

Eresource Salient Features

- Eresource is designed on Azaalea ZERO Coding Framework.
- All Functionality in eresource is 100% configuration.
- Eresource is 100% **Web Based and Mobile Based ERP Solution.**
- Offers Industry Specific ERP product.
- Works across all browsers Including Google Chrome, Mozilla Firefox, Internet Explorer.
- Integrated Dashboards and business Intelligence tool “**Enfolysis**”
- Mobile App for **MIS reporting** available.
- Analytical Reporting Tool
- **Alerts and Notification**
- **WhatsApp** Integration



Award Winning Enterprise
Resource Planning Solution.
We Believe In Innovation,
Flexibility And Agility.

15+ Years

of experience

Present in

8 Countries

3000+

Happy Customers

92.5%

Repeated Customers

eresource[®]

Powered by Azaalea

Agility | Flexibility | Scalability

Eresource ERP, Azaalea, eresource Xcel, eresource eTrade, eresource Nfra, eresource 3GL, eresource enfolysis are trademarks or registered trademarks of eresource Infotech Private Limited or its affiliated entities



Welcome

This will be amazing experience


UserName

Password

LOGIN

BACK

Eresource BPRO for Process Manufacturing

- As far as chemicals and like-wise companies which are categorized under batch process need to have ERP system that can streamline business operations.
 - By leveraging eresource Bpro for Process Manufacturing, companies can boost their competitive position. Through benefits such as optimizing production, ensuring compliance and presenting a more environmentally conscious brand to their customers, companies can attract more clients while also gaining revenue through increased efficiency.
 - eresource Bpro ERP system's automation capabilities and reduced spoilage are just a few of the many factors that can make your day-to-day processes easier while also optimizing opportunities for revenue.
- 

Manage Formulation, Compliances and Manufacturing Regulations with ease



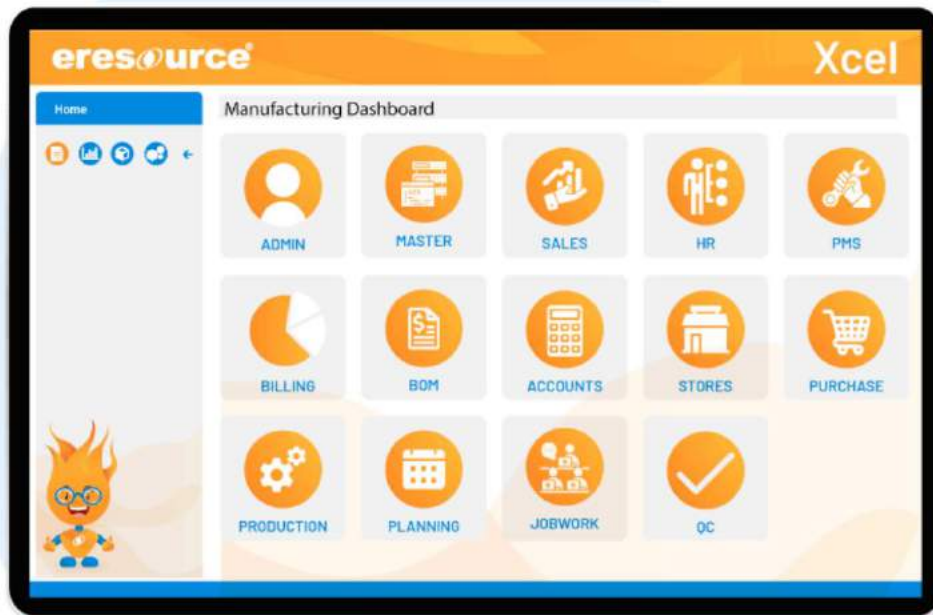
Compliance needs in the process manufacturing are never static. There are continuous change in the Regulations and guidelines. eresource BPRO ERP will help you stay on top of these changes ensuring GMP / FDA compliances are met. With the help of eresource Bpro ERP system, companies can monitor and record real time manufacturing activities, in accordance with cGMP norms along with tracking nonconformance and performing CAPA for rejected materials.

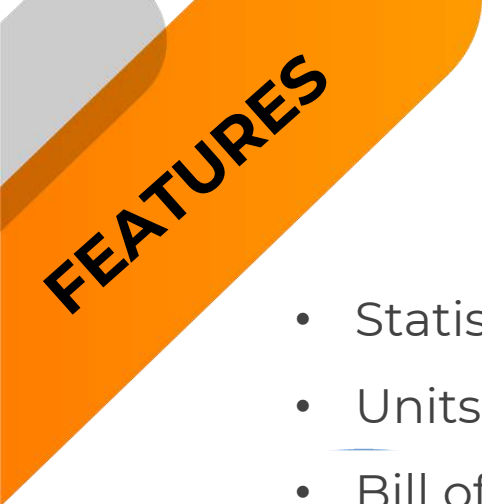
Manage Formulation, Compliances and Manufacturing Regulations with ease

Compliance needs in the process manufacturing are never static. There are continuous change in the Regulations and guidelines. eresource BPRO ERP will help you stay on top of these changes ensuring GMP / FDA compliances are met. Quality tops the priority list as far as any pharmaceutical company is concerned. Keeping this in mind, eresource ERP has been designed in a unique style.



Bpro – Process ERP Modules





Management of Article

- Statistical families: flours, sub-products, wheat, packaging, etc.
- Units: kilos, sacks, etc.
- Bill of Material
- Multiple Recipe Provision
- Semi Finish Product Master (Blended Items)
- Price types: per kilo, per tonne, etc.
- Dealer / Distributor Price Matrix
- Define Production Processes
- Quality Control Matrix Definition
- Manufacturing Profile Definition
- Consumable Resource Profile Definition
- Sale prices: by customer/article, by customer group, etc.



BILL OF RESOURCES / ROUTE

Item Name: Normal Flour | Quantity: 1 Kgs.

Code: BNFCRBOMP01a | Rate: 0

Name: Bakers Normal Flour - Consumable Resource BOM Profile 01a

| Type | Code | Name | Unit | Based On | Percentage | Consumed Qty |
|--------------------------|-----------|-------------------------|------|----------|------------|--------------|
| Raw Material (Commodity) | CANW 13.5 | Rajasthan Wheat - 13.5% | Ton | Lumpsum | 0 | 0.385 |
| Raw Material (Commodity) | ARGW 11.5 | Punjab Wheat - 11.50% | Ton | Lumpsum | 0 | 0.897 |
| Raw Material (Chemicals) | ASAC | Ascorbic Acid | Mgs | Lumpsum | 0 | 120 |
| Raw Material (Chemicals) | AM4000 | Alpha Amylase (4000bg) | Mgs | Lumpsum | 0 | 20 |
| Raw Material (Chemicals) | BBC715 | BioBake Conc 715 | Mgs | Lumpsum | 0 | 34 |
| Raw Material (Chemicals) | VPW | Vitamin Wheat | Gms. | Lumpsum | 0 | 1.5 |

- ITEM(S)**
- Finished Goods
 - Raw Material (Commodity)
 - Machine
 - Scrap Material
 - Semi Finished Goods
 - Packing Material
 - Consumable Material
 - Service Item
 - Vehicle
 - Engineering Spare Parts
 - Vehicle Spare Parts
 - Fuel

INPUT | PROCESS | OUTPUT

Transaction Decrease | Issue of SFG

| Type | Name | Quantity | UOM | Rate | Process |
|----------|------------------------|----------|------|------|---------|
| Material | Normal Wheat | 1.282 | Kgs. | 0.00 | Consume |
| Material | Ascorbic Acid | 120 | Mgs | 0.00 | Consume |
| Material | Alpha Amylase (4000bg) | 20 | Mgs | 0.00 | Consume |
| Material | BioBake Conc 715 | 34 | Mgs | 0.00 | Consume |
| Material | Vitamin Wheat | 1.5 | Gms. | 0.00 | Consume |
| Material | Biogox 5k | 54 | Mgs | 0.00 | Consume |

Flour Production Process in erezource ERP

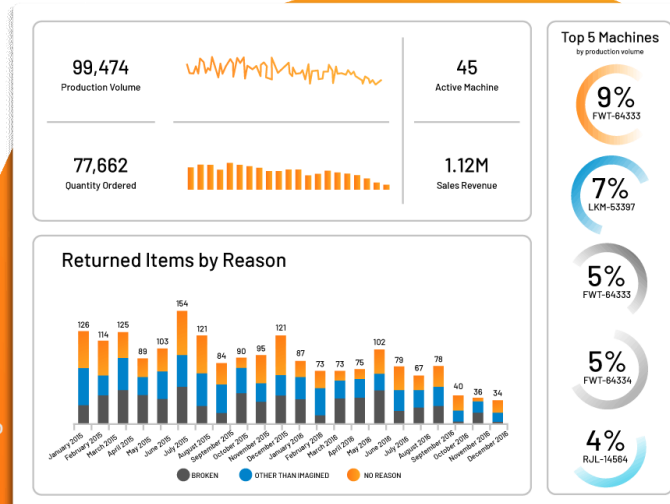
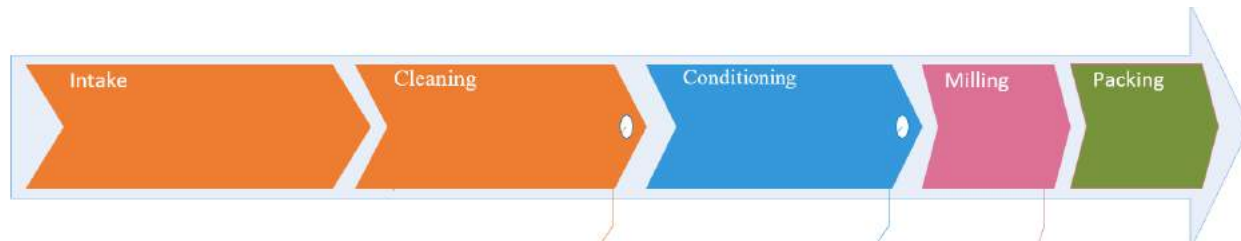
PRODUCTION

PRODUCTION PROCESS [SFG]

- + Production Order (SFG)
- + Material Requisition (RM)
- + Material Requisition (CONS)
- + Material Requisition (RM Chemicals)
- + Material Receipt
- + Production Process (SFG) @ Cleaning
- + PP(SFG) @ [Conditioning-Milling-Blending]
- + Material Consumption (RM)
- + Material Consumption (CONS)
- + Material Consumption (RM Chemicals)

PRODUCTION PROCESS [FG]

- + Production Order (FG)
- + Production Process (FG)
- + Material Consumption (SFG)
- + Material Consumption (PM)
- + Production Process (By Product)
- + Physical Reading
- + Production Jobcard



This module covers all the informations like Production details, Grinding details, Grinding month wise details, Repacking wages detail, Custom Milling product details etc..



General Details | Quality Parameter Checklist | Attachment

| | | | |
|-----------------------|----------------------------|--------------------|------------------|
| Test No. | IN/Test/RM/0001/19-20 | Test Date | 13/04/2019 |
| Item Type | Raw Material | Item Category | Powder-RM |
| Item Code | RM-01658 | Item Ref. Code | 18265-RM |
| Item Name | Punjab Wheat 12.5% Protein | GRN Date | 13/04/2019 |
| GRN No. | GRN/RM/0007/19-20 | Batch No. | MCR18486 |
| Sample Record No. | 0.070 KG | Sample Record No. | 13/04/2019 12:13 |
| Ar No. | MCR18486 | Retention Quantity | 0.020 KG |
| Expected Release Date | 13/04/2019 | Analysis By | Ruchi Harkulkar |

GRN Details

| | | | |
|-------------------|------------------|------------------|-----------|
| Mfg. Date | | Exp. Date | |
| Retest Date | | Accepted Quality | 100.00 KG |
| Supplier Name | H. M. FLOUR MILL | | |
| Manufacturer Name | H. M. FLOUR MILL | | |

Overview

My Favourites

- 2 Inspection Plans
- 2 Quality Issues
- 2 Quality Actions

Open Issues by Severity

64

- Low
- Medium
- High
- Critical

Recent Activity
Created Last 24 hours

0 Quality Issues

0 Quality Actions

Receiving Inspection
Last 7 Days

0.07%

Rejected

WIP Inspection
Last 7 Days

0.3%

Rejected

Unassigned Issues
Last 7 Days

7

Total

My Open Issues by Age

- 4 to 5 Days
- 6 to 10 Days
- 11 to 30 Days
- Over 30 Days

Inspection Plans by Type

- Resource
- Receiving
- Work in progress
- Inventory

Inspection Status
Last 3 Hours

3

Inspection Plans by Type



Overview 2017

Inventory Turnover
Target 13.0

16.5

Average ODS Rate
Target 2.0%

3.8%

Average OTIF Rate
Target 90.0%

51.7%

Supply Chain Management KPI Dashboard

Cost Reduction

Cost Saving & Cost Avoidance

COST OF PURCHASE ORDER \$ 12.14

5 YEAR TREND

COST REDUCTION \$ 12.14

5 YEAR TREND

COST SAVINGS \$ 12.14

5 YEAR TREND

COST AVOIDANCE \$ 12.14

5 YEAR TREND

PROCUREMENT ROI \$ 12.14

5 YEAR TREND

Procurement ROI \$ 50.414

Top 5 Supplier by Cost Reduction

| Supplier | Cost Reduction |
|-------------|----------------|
| Supplier 01 | \$20.434 |
| Supplier 02 | \$32.885 |
| Supplier 03 | \$24.876 |
| Supplier 04 | \$12.525 |
| Supplier 05 | \$23.876 |
| Supplier 06 | \$20.575 |

Stock rate (OOD)

On Time in full Deliveries (OTIF)

Average in Full Rate: 62.6%

Target: 90%

Average on Time Rate: 63.7%

Avg Time to Sell (Days)

| | |
|------------------|------|
| Food & Beverages | 1.1 |
| Household Care | 1.3 |
| Personal Care | 1.4 |
| Toiletries | 12.1 |

Items sold within freshness date

Inventory Turnover (in days)

Inventory to Sales ratio: 11.6

Average Inventory Turnover: 0.2

Target: 13 days

Pricing Matrix

1. Pricing control procedures will be maintained in a central price control area in the system.
2. Conditions techniques will be used at document level to determine the price control for sales document (this is where the system determines price value from information stored in the pricelist and discount conditions during document processing).
3. All pricing elements , such as prices, tax and discounts are created in the conditions records in the price control area , during sales order processing the system will automatically retrieve information from the price master ,

Price Matrix

Code: ETCT **Name:** Eastern + Central
Date: 05-Apr-2019 **Time:** 14:13

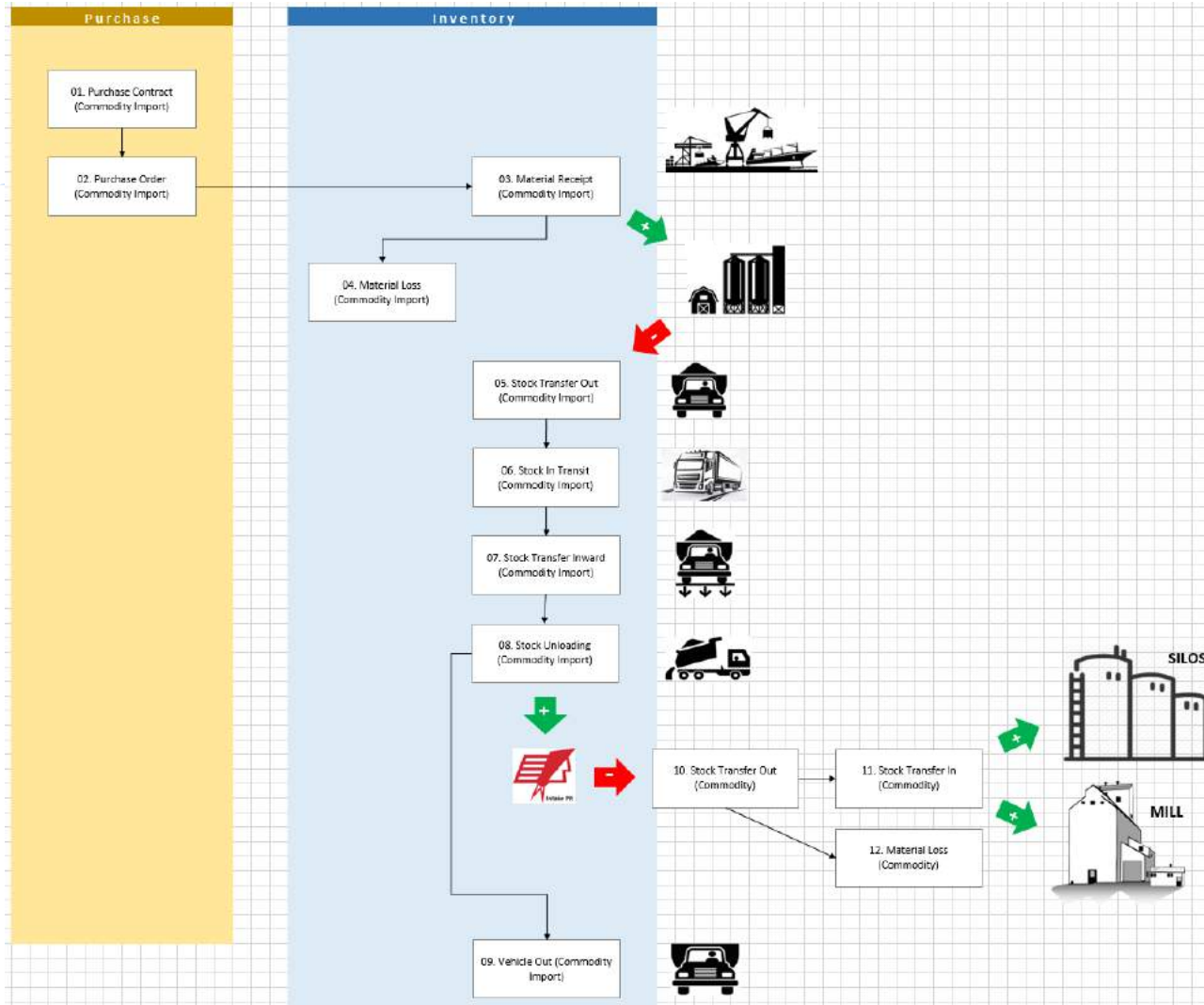
BUSINESS PARTNER: Customer

| Code | Name | Unit | Rate |
|-----------|-------------------------|------|------|
| A.MGenSto | A.M.Buko General Stores | | |
| A.M | A.M.Yusuf | | |

ITEM: Finished Goods **Q. SEARCH:**

| Code | Name | Unit | Rate |
|---------|--|------|----------|
| ATTA15K | Atta Mark 1 Flour - 15 Kgs. x 1 Bag | Bls. | 948.00 |
| ATTA5K | Atta Mark 1 Flour - 5 Kgs. x 1 Bag | Bls. | 309.00 |
| BKR50 | Bakers Flour - 50 Kgs. x 1 Bag | Bgs. | 2,915.00 |
| BISC50 | Biscuit Flour - 50kgs x 1 Bag | Bgs. | 2,890.00 |
| HBFG1K | Golden Home Baking Flour - 1 Kg. x 24 Pcs. | Bls. | 1,350.00 |
| HBFG2K | Golden Home Baking Flour - 2 Kgs. x 12 Pcs. | Bls. | 1,370.00 |
| HBFC1K | Mother's Choice Home Baking Flour - 1 Kg. x 24 Pcs. | Bls. | 1,330.00 |
| HBFC2K | Mother's Choice Home Baking Flour - 2 Kgs. x 12 Pcs. | Bls. | 1,350.00 |
| SRF1K | Self Raising Flour - 1 Kg. x 24 pcs. | Bls. | 1,370.00 |

The Chart below shows the Commodity Import Process flow in eresource ERP.



Purchase Order Processing in eresource ERP (Local and Import PO)

- PURCHASE**
 - Purchase Enquiry
 - Purchase Quotation
 - Quotation Comparison
 - Purchase Contract
 - Purchase Order (Local)
 - Purchase Order (Import)
 - Purchase Invoice (Local)
 - Purchase Invoice (Import)
 - Purchase Expense Voucher
 - Purchase Expense Tagging - Landed Cost
- INVENTORY
- PRODUCTION
- SALES
- LOGISTICS
- FG STORAGE LOCATION
- ACCOUNTS
- CONTRACT
- TRADING

+ 📄 🗑️ 🚫 ⚙️ 🖨️
Purchase Order (Local)

UNIQUE DATA

| | |
|-------------|------------------------|
| Date | Number |
| 09-May-2020 | UFL-POCI-20200509-0001 |

HEADER FIELDS

| | |
|------------------------|----------------------|
| Purchase Contract No. | <input type="text"/> |
| Purchase Contract Date | <input type="text"/> |
| Purchase Quotation No. | PQ2020/0001 |

Supplier Name

| | | | |
|-----------------------|----------|-----------------|---------|
| Supplier Name Name | Currency | Conversion Rate | Address |
| Achelis Material Hand | Shilling | 1 | |

DETAILS Q. Search Packing Materi Quantity 25.00

| # | Action | Item Code | Item Name | Qty | UOM | Stk.Qty. |
|---|--------|----------------------|----------------------------|------|------|----------|
| 1 | | ATMB15 | Atta Mark 1 Bag - 15 Kgs | 10 | Pcs. | 9 |
| 2 | | ATMIN2 | Atta Mark 1 Inners - 2 Kgs | 15 | Pcs. | 15 |
| | | <input type="text"/> | | 0.00 | | 0 |

Narration

CHARGE DETAILS

| Charge | Rate | Amount |
|----------------------|----------------------|----------------------|
| <input type="text"/> | <input type="text"/> | <input type="text"/> |

Sales Order / Logistics and Diversion Order Management in eresource ERP

The screenshot displays the 'eresource' ERP interface for 'ERES HARVEST MILLS' (Financial Year 2020-2021). The main window is titled 'Add :Sales Order' and shows a 'Sales Order' form. The left sidebar contains a navigation menu with categories: INVENTORY, PRODUCTION, SALES, LOGISTICS, WEIGH BRIDGE, FUELING, and FG STORAGE LOCATION. The 'SALES' category is expanded, showing options like Sales Order, Sales Order Reservation, Reserved Sales Order, Goods Diversion Order, and Goods Diversion Invoice. The 'LOGISTICS' category is also expanded, showing options like Loading Instruction, Trip Closure, Vehicle Assignment, Vehicle Out, Delivery Acknowledgement, Vehicle In, and Vehicle Unloading. The main form is divided into several sections: 'UNIQUE DATA' (Date: 16-May-2020, Time: 01:57, Number: UFL/GHM/SO-20200516-0001, Due Date: 16-May-2020), 'HEADER FIELDS' (Purchase Order No.: 12345678, Purchase Order Date: 01-May-2020, Mode of Delivery: Self Collection), 'Billing' (Billing Name: A. A. Mithaiwala, Currency: Rupee, Conversion Rate: 1, Address: P.O.Box.11379 - 00400, Mumbai), and 'DETAILS' (Q. Search: Finished Goods, Quantity: 10.00). The 'DETAILS' section contains a table with columns: #, Action, Item Code, Item Name, Qty, UOM, and Stk.Qty. The table has one row with Item Code 'ATTA15K', Item Name 'Atta Mark 1 Flour - 15 Kgs. x 1 Bag', Qty '10', UOM 'Bis.', and Stk.Qty '0'. Below the table is a 'Narration' field and a 'CHARGE DETAILS' table with columns: Charge, Rate, and Amount. The 'CHARGE DETAILS' table has one row with Charge 'Total Line Amount', Rate '0.00', and Amount '12,100.00'. The status at the bottom right is 'Status:Ready'.

This module covers sales order, Invoice, Sales return, Delivery Challan approval, Sales order closing, Daily sales, Credit limit exceeding details, Area, product and customer wise sales report, Pending order reports. This module covers all the reports related to Sales.

Inventory & Material Management in eresource ERP

The screenshot displays the 'Material Receipt' form in the eresource ERP system. The interface includes a sidebar with navigation options such as PURCHASE, INVENTORY, and SALES. The main area shows the following details:

- UNIQUE DATA:** Date: 09-May-2020, Time: 13:01, Number: UFL-MRCL-20200509-0001
- HEADER FIELDS:** Stock Transfer Inward No.: UFL-POCI-20200509-0001, Stock Transfer Inward Date: 09-May-2020, Purchase Order No.: [Empty], Purchase Order Date: [Empty]
- Supplier/Location:** Supplier Name: Achelis Material Hand, Address: [Empty]
- DETAILS Table:**

| # | Action | Item Code | Item Name | Qty Inf | Qty | UOM |
|---|---------|-----------|----------------------------|---------|------|------|
| 1 | [Icons] | ATMB15 | Atta Mark 1 Bag - 15 Kgs | 10 | 10 | Pcs. |
| 2 | [Icons] | ATMIN2 | Atta Mark 1 Inners - 2 Kgs | 15 | 15 | Pcs. |
| | | [Empty] | | 0.00 | 0.00 | |

This module helps to maintain details like wheat and other item purchase, Contract details, Invoice entry, Stock maintenance, Wagon/Lorry tracking, Bin Stock, Raw material, Packing Material, Cost of production, Outstanding etc???. This module covers all the reports related to inventory.

WEIGH BRIDGE INTEGRATION

This Module is integrated with weigh Bridgee. During the Vehicle IN (RM Receipt) and Vehicle Out (Delivery Note), system calculates the Tare weight and same is updated in the ERP automatically.

LOGISTICS

- + Loading Instruction
- + Trip Closure
- + Vehicle Assignment
- + Vehicle Out
- + Delivery Acknowledgement

WEIGH BRIDGE

- + Empty Vehicle First Weight Before Fueling**
- + Empty Vehicle Second Weight (After Fueling)
- + Finished Goods Loaded Vehicle First Weight

FUELING

Accounts and Finance Management



- REGISTER
- Account Detail
- Finance View
- Account Transactions
- Petty Cash
- Petty Cash (Vertical)
- Account Summary
- Account Outstanding
- Account Settlement
- Trial Balance (Drill Down)
- Trial Balance (Movement)
- Trial Balance Group Wise
- Trial Balance
- Accounts Movement
- Opening Trial Balance
- Account Summary Month Wise
- Account Group Summary Month Wise
- Profit & Loss
- Balance Sheet
- Balance Sheet(PDF)
- Fund Flow
- Cash Flow
- Account Ageing
- Account Sub Ledger

| Type | Code | Name | Opn Amt | Dr Amt | Cr Amt | Closing Amt |
|--------------|----------|---|------------------|---------------------------|---------------------------|------------------|
| Customer | 5WS | 5 W S CO., LTD | 173,6400 Cr | 146,900.0000 | 130,024.8625 | 16,701.4975 Dr |
| Customer | TR02 | A.A.A.BALUBAID & Partner For Lubricants Co. | 326,728.6200 Dr | 0.0000 | 321,947.0000 | 4,781.6200 Dr |
| Supplier | TP282 | AAB INDUSTRIES L.L.C. | 0.0000 Dr | 0.0000 | 353,715.4055 | 353,715.4055 Cr |
| Supplier | OTP16 | AARA STATIONERY | 5,126.7500 Cr | 4,856.8000 | 4,309.2000 | 4,579.1500 Cr |
| Customer | TR04 | ABDUL HADI TRADING COMPANY | 1,102.5000 Dr | 0.0000 | 1,102.5000 | 0.0000 Dr |
| Asset | ACS01AD | ACC DEP AIR COOLING SYSTEMS | 464,589.8500 Cr | 0.0000 | 0.0000 | 464,589.8500 Cr |
| Asset | BPO01AD | ACC DEP BLENDING PLANT-OIL PLANT | 650,000.0000 Cr | 0.0000 | 0.0000 | 650,000.0000 Cr |
| Asset | WH01AD | ACC DEP CIV CONST- NEW SHED | 208,473.2300 Cr | 0.0000 | 0.0000 | 208,473.2300 Cr |
| Asset | CCWH02AD | ACC DEP CIV.CONST-NEW SHED (2) | 42,892.0000 Cr | 0.0000 | 0.0000 | 42,892.0000 Cr |
| Asset | CCOB05AD | ACC DEP CIV.CONST-NEW OFF BLDG | 363,890.0000 Cr | 0.0000 | 0.0000 | 363,890.0000 Cr |
| TOTAL | | | 0.0000 Dr | 1,478,268,895.2113 | 1,478,268,895.2442 | 0.0329 Cr |

Financial Accounting Module is a powerful financial management solution that enables you to manage your entire business profitably. The solution supports multiple currencies as well as complex multi-location business structures so you can better manage your global operations. Financials helps you record, consolidate, and analyze your finances and provides complete visibility into enterprise-wide transactions.







8 BENEFITS

Flour Manufacturing industry can greatly benefit from the efficiency, scalability, and agility provided by cloud-based enterprise resource planning (ERP) solution like eresource BPRO .

Below are the 8 benefits why manufacturing companies must implement eresource Xcel ERP in today's competitive business world.

- **Cloud-based version – Quick implementation process**
- **Timely updates of the system**
- **Increased Security Level Functions**
- **Real-time data access**
- **Flexible system, reliable service**
- **Gain business visibility**
- **Minimize manufacturing cost**
- **Overcome business challenges**

Trusted by over 3000 Customers worldwide

| | |
|---|---|
|  | Eresource Infotech Pvt Ltd Lodha Supremus, Mumbai. |
|  | Eresource MiddleEast FZC Dubai, UAE |
|  | Eresource International INC Ontario, Canada |
|  | Eresource Solutions Nairobi, Kenya |
|  | Pacific Solutions & Technologies Lagos, Nigeria |
|  | Eresource Technologies Addis Ababa, Ethiopia |



Eresource Global Presence

Agility

Mobility

Flexibility

eresource

Office No. A / 331, Lodha Supremus II, Rd Number 22,
Wagle Industrial Estate, Thane West, Maharashtra 400604, India
Tel: +91 22 4111 8000 to +91 22 41118050 (Upto 50 Lines)
Mob: + 91 9867476976 Email: sales@eresourceinfotec.com